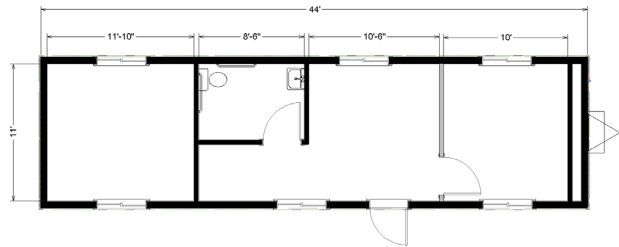
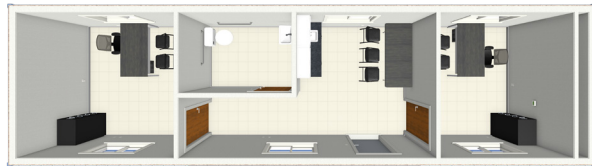



12' x 44'

Mobile Office with Restroom



Dimensions

- Hitch is approx. 4' long
- 7' 6" to 8' Ceiling Height
- Built to the State Commercial Building Code

Electrical

- Fluorescent or LED Ceiling Lights
- Electrical Outlets
- Light Switches
- Load Center/Breaker Panel Box; in most cases 220/240 volt, 125 amp breaker. Confirm with your local sales representative.

Windows/Doors

- Horizontal Sliding Windows
- Steel Exterior Door w/ Standard Deadbolt Lock
- Theft Prevention Accessories; available upon request. Deadbolt Lock

Exterior

- Exterior Wood Siding
- I-Beam Frame
- Standard Drip Rail Gutters

Heating/Cooling System

- Ducted Heating/Cooling Combination Unit
- Programmable Thermostats
- Plenum Wall for Noise Reduction

Interior

- Paneled or Vinyl Wrap Gypsum Interior Walls
- Vinyl Tile Floor (commercial grade carpet tiles available upon request)
- Acoustical Sound Dampening Ceiling Tiles
- Optional Interior Walls Shown (may include additional costs upon request)

Customize Your Mobile Office!

Pacific Mobile offers a wide array of furniture, accessories, and security packages for a turnkey building that's ready for you and your team to get to work the moment you step onsite.



Storage Containers
Extra Security Features
Furniture
Appliances
Filing Cabinets

OSHA / ADA Ramps
Modular Walls
Carpet Tiles
Coffee Bar
And Much More!