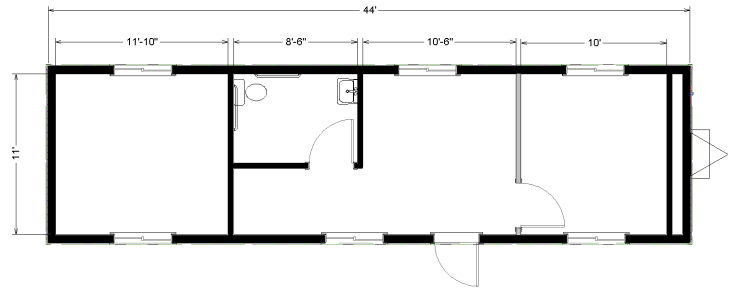
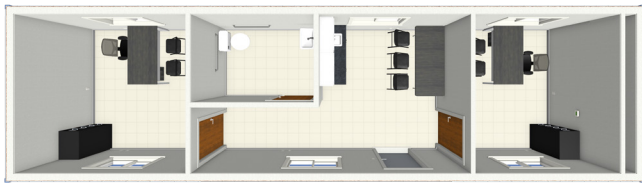



# 12' x 44'

## Mobile Office with Restroom



### Dimensions

- Hitch is approx. 4' long
- 7' 6" to 8' Ceiling Height
- Built to the State Commercial Building Code

### Electrical

- Fluorescent or LED Ceiling Lights
- Electrical Outlets
- Light Switches
- Load Center/Breaker Panel Box; in most cases 220/240 volt, 125 amp breaker. Confirm with your local sales representative.

### Windows/Doors

- Horizontal Sliding Windows
- Steel Exterior Door w/ Standard Deadbolt Lock
- Theft Prevention Accessories; available upon request. Deadbolt Lock

### Exterior

- Exterior Wood Siding
- I-Beam Frame
- Standard Drip Rail Gutters

### Heating/Cooling System

- Ducted Heating/Cooling Combination Unit
- Programmable Thermostats
- Plenum Wall for Noise Reduction

### Interior

- Paneled or Vinyl Wrap Gypsum Interior Walls
- Vinyl Tile Floor (commercial grade carpet tiles available upon request)
- Acoustical Sound Dampening Ceiling Tiles
- Optional Interior Walls Shown (may include additional costs upon request)

### Customize Your Mobile Office!

Pacific Mobile offers a wide array of furniture, accessories, and security packages for a turnkey building that's ready for you and your team to get to work the moment you step onsite.



Storage Containers  
Extra Security Features  
Furniture  
Appliances  
Filing Cabinets

OSHA / ADA Ramps  
Modular Walls  
Carpet Tiles  
Coffee Bar  
And Much More!